

11/2016

# Mod: CLR-BP


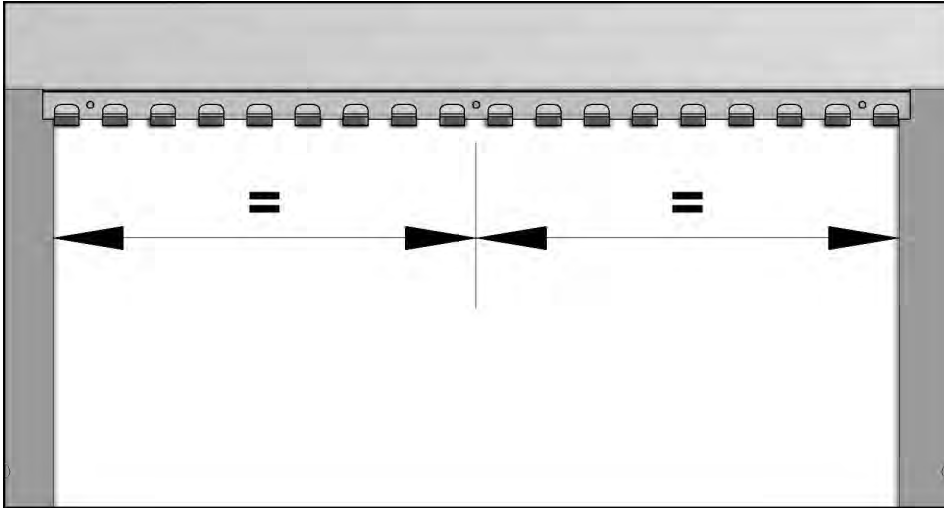
Production code: 61601754




**Diamond**  
catering equipment

## Installation Instructions


Step 1: Place the suspension rail



**Step 2:** Fix the suspension rail using the three mounting screws. After fixing the first screw make sure that the suspension rail is perfectly leveled.



**Step 3:** After leveling the suspension rail fix the rest of the mounting screws.



**Step 4:** Attach the strips.

