

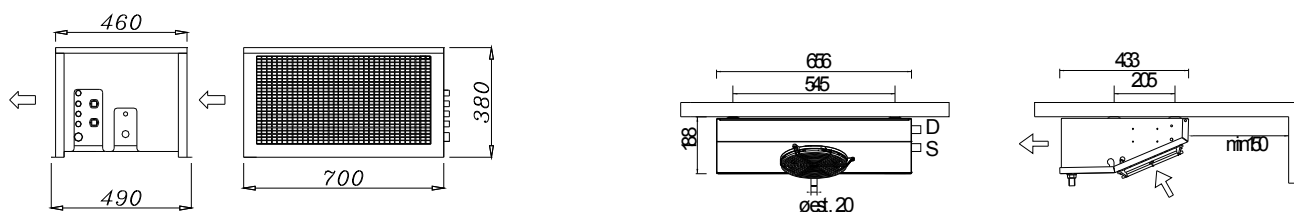
07/2022

# **Mod: HN300T-5U**

**Production code: STL020G012-DI**

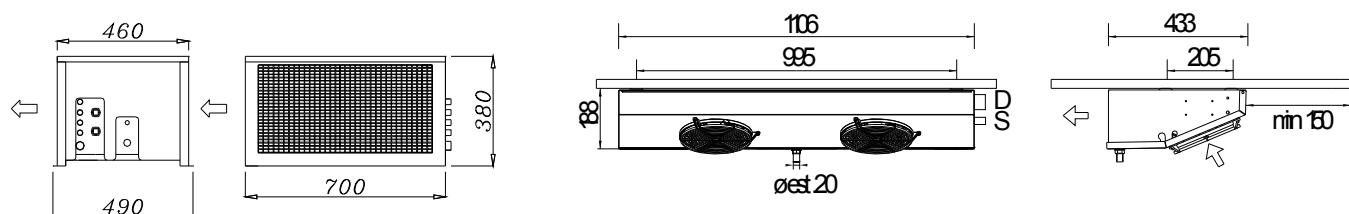
## “ST” RANGE

### Drawing 6



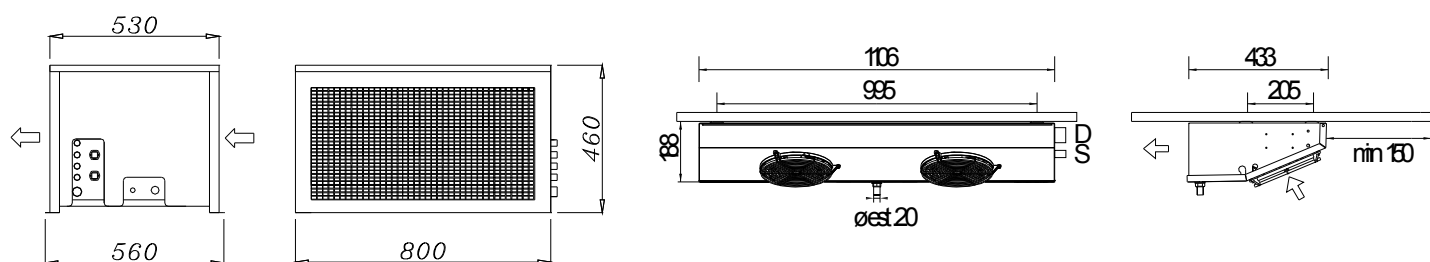
HBP					MBP					LBP				
Mod.	S [mm]	D [mm]	Net. Weight [Kg]		Mod.	S [mm]	D [mm]	Net. Weight [Kg]		Mod.	S [mm]	D [mm]	Net. Weight [Kg]	
			Cond.Unit	Evap.				Cond.Unit	Evap.				Cond.Unit	Evap.
STH003__	10	6	44.3	6.1	STM003__	10	6	45.3	6.1	STL003__	10	6	53.8	6.1
STH006__	10	6	45.7	7.2	STM006__	10	6	46.7	7.2	STL006__	12	6	54.6	7.2

### Drawing 7



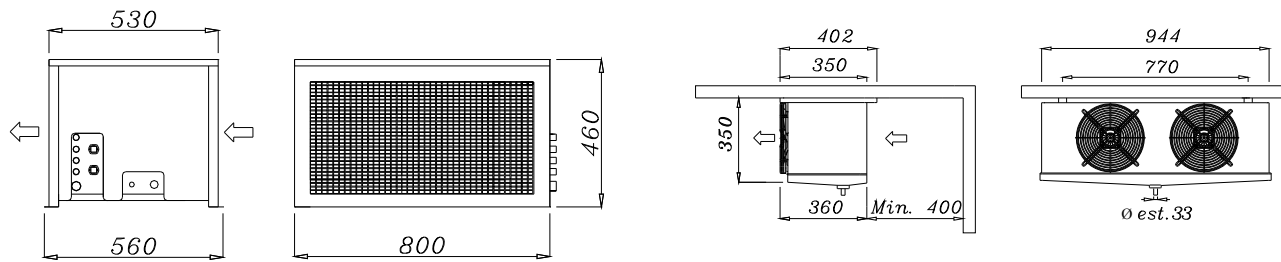
HBP					MBP					LBP				
Mod.	S [mm]	D [mm]	Net. Weight [Kg]		Mod.	S [mm]	D [mm]	Net. Weight [Kg]		Mod.	S [mm]	D [mm]	Net. Weight [Kg]	
			Cond.Unit	Evap.				Cond.Unit	Evap.				Cond.Unit	Evap.
STH009__	12	6	53.5	10.7	STM009__	12	6	47	10.7	STL009__	12	6	68.6	10.7
STH016__	12	6	57	12.5	STM012__	12	6	55	10.7					
					STM016__	12	6	57	12.5					

### Drawing 8



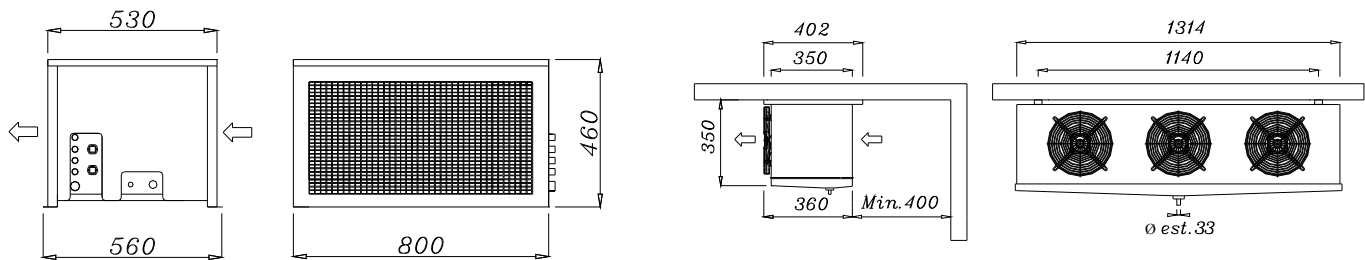
LBP				
Mod.	S [mm]	D [mm]	Net. Weight [Kg]	
			Cond.Unit	Evap.
STL012__	12	10	65	10.7

Drawing 9



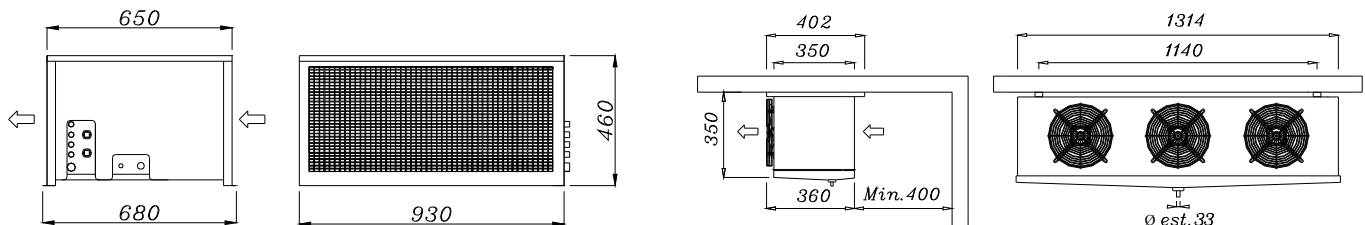
HBP					MBP					LBP				
Mod.	S [mm]	D [mm]	Net. Weight [Kg]		Mod.	S [mm]	D [mm]	Net. Weight [Kg]		Mod.	S [mm]	D [mm]	Net. Weight [Kg]	
			Cond.Unit	Evap.				Cond.Unit	Evap.				Cond.Unit	Evap.
STH022__	16	10	62.3	17.7	STM022__	16	10	63	19	STL016__	16	10	74	19

Drawing 10



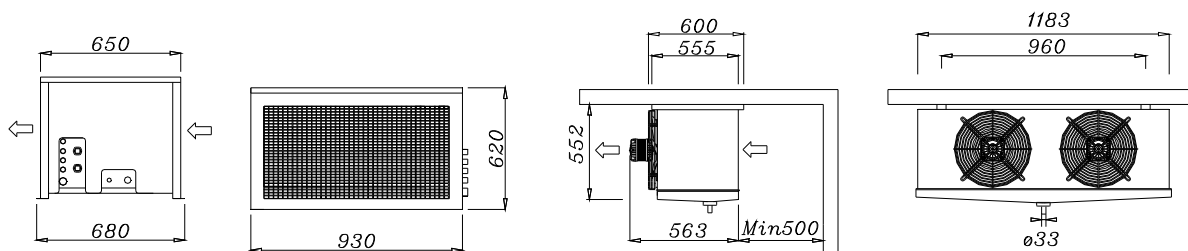
HBP					MBP				
Mod.	S [mm]	D [mm]	Net. Weight [Kg]		Mod.	S [mm]	D [mm]	Net. Weight [Kg]	
			Cond.Unit	Evap.				Cond.Unit	Evap.
STH034__	16	10	84.8	25.2	STM034__	16	10	85	27

Drawing 11



HBP					MBP					LBP				
Mod.	S [mm]	D [mm]	Net. Weight [Kg]		Mod.	S [mm]	D [mm]	Net. Weight [Kg]		Mod.	S [mm]	D [mm]	Net. Weight [Kg]	
			Cond.Unit	Evap.				Cond.Unit	Evap.				Cond.Unit	Evap.
STH054__	16	10	90.8	28.2	STM054__	18	10	92	30	STL024__	16	10	88	27
										STL034__	18	10	100	30

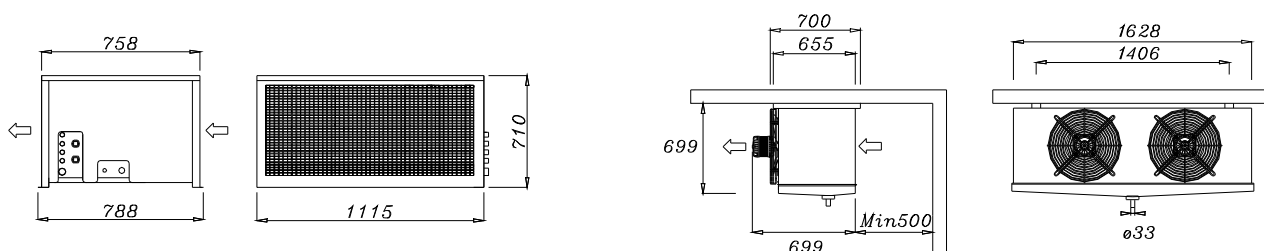
## Drawing12



MBP					LBP				
Mod.	S [mm]	D [mm]	Net. Weight [Kg]		Mod.	S [mm]	D [mm]	Net. Weight [Kg]	
			Cond.Unit	Evap.				Cond.Unit	Evap.
STM068*	22	12	109.4	46.6	STL060*	28	12	125.4	46.6
STM080*	22	12	118.7	51.3	STL080*	28	12	126.7	51.3

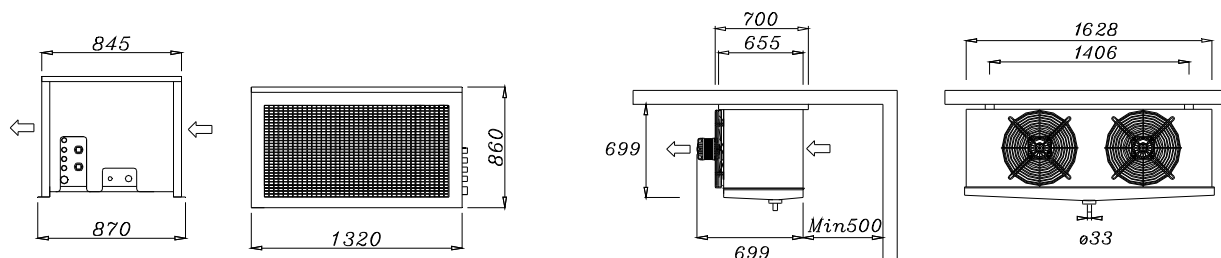
\* **Modello non disponibile con attacchi rapidi e carica di refrigerante**  
 Model not available with fast connections and gas charge

## Drawing 13



MBP					LBP				
Mod.	S [mm]	D [mm]	Net. Weight [Kg]		Mod.	S [mm]	D [mm]	Net. Weight [Kg]	
			Cond.Unit	Evap.				Cond.Unit	Evap.
STM110*	28	12	144.6	57,4	STL130*	28	16	173.6	57,4

## Drawing 14

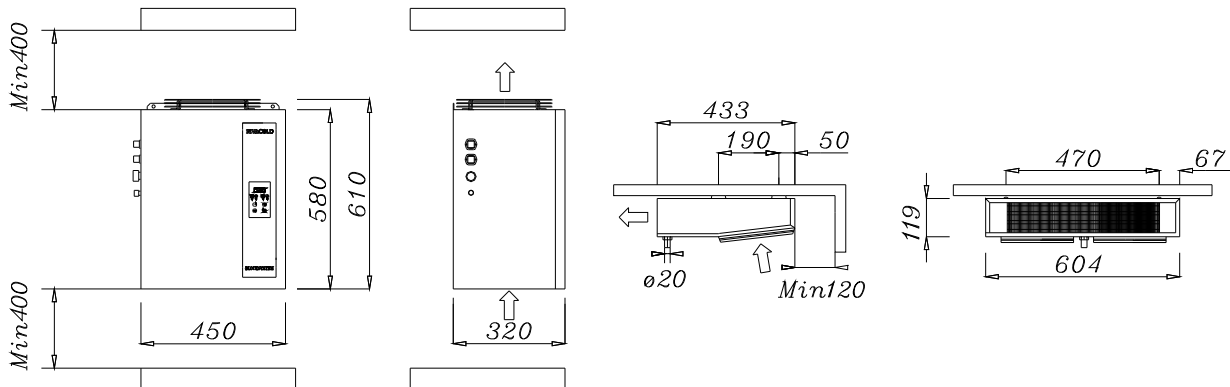


MBP					LBP				
Mod.	S [mm]	D [mm]	Net. Weight [Kg]		Mod.	S [mm]	D [mm]	Net. Weight [Kg]	
			Cond.Unit	Evap.				Cond.Unit	Evap.
STM140*	28	12	156.3	78.7	STL180*	35	16	232.3	78.7
STM200*	35	16	178	89	STL200*	35	16	229	89
					STL260*	35	16	232	89

\* **Modello non disponibile con attacchi rapidi e carica di refrigerante**  
 Model not available with fast connections and gas charge

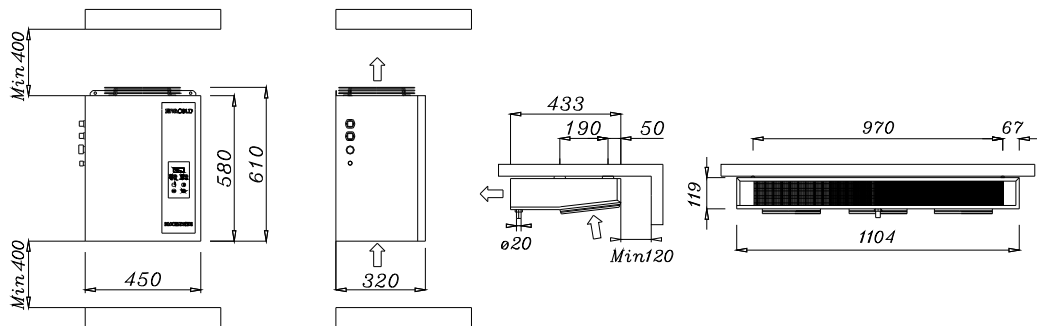
## “SP” RANGE

### Drawing 15



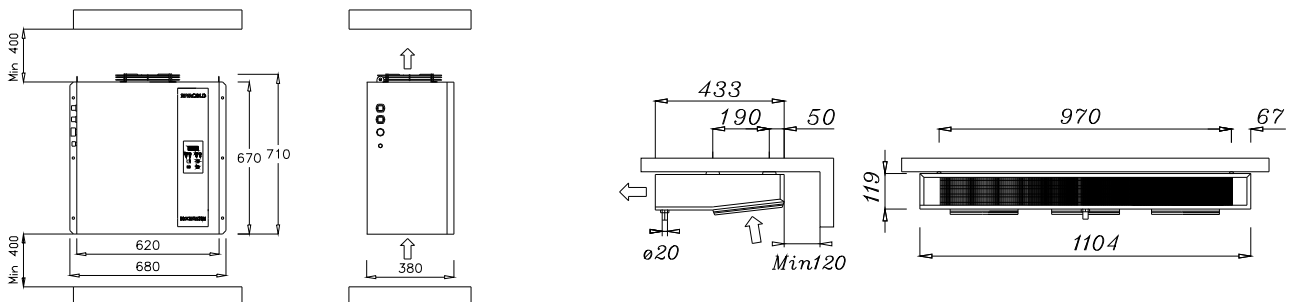
HBP					MBP					LBP				
Mod.	S [mm]	D [mm]	Net. Weight [Kg]		Mod.	S [mm]	D [mm]	Net. Weight [Kg]		Mod.	S [mm]	D [mm]	Net. Weight [Kg]	
			Cond.Unit	Evap.				Cond.Unit	Evap.				Cond.Unit	Evap.
SPH003	10	6	42.3	6.7	SPM003	10	6	43.3	6.7	SPL003	10	6	48.8	7.2
SPH006	10	6	44.7	7.3	SPM006	10	6	42.7	7.3					

### Drawing 16



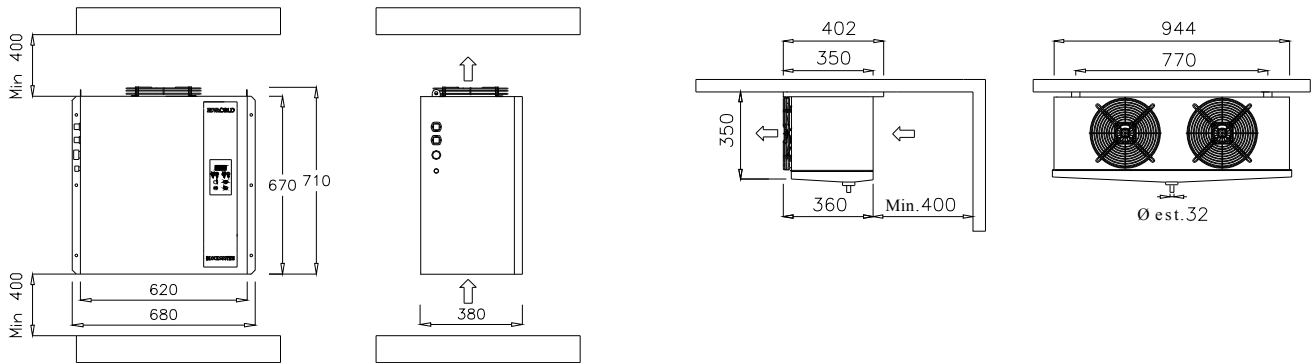
HBP					MBP					LBP				
Mod.	S [mm]	D [mm]	Net. Weight [Kg]		Mod.	S [mm]	D [mm]	Net. Weight [Kg]		Mod.	S [mm]	D [mm]	Net. Weight [Kg]	
			Cond.Unit	Evap.				Cond.Unit	Evap.				Cond.Unit	Evap.
SPH009	12	6	53.5	10.5	SPM009	12	6	56.5	10.5	SPL006	12	6	54.6	10.4

### Drawing 17



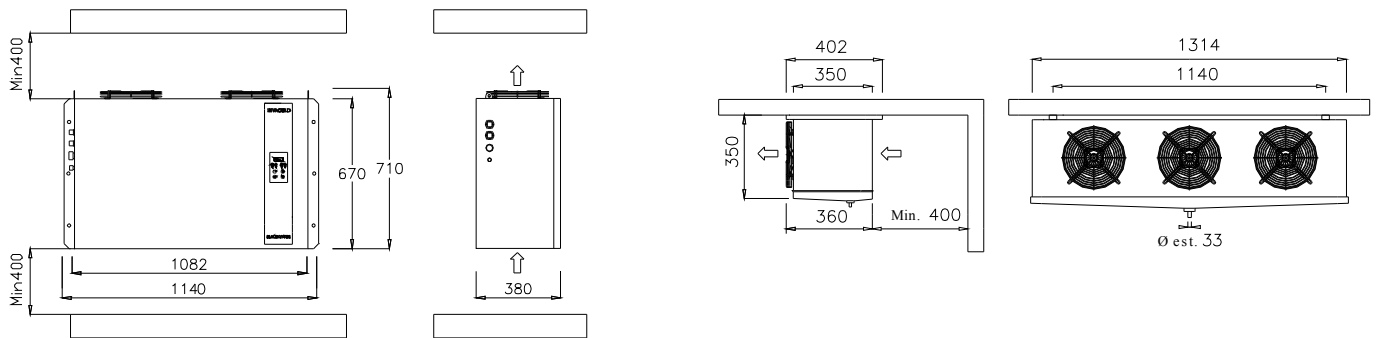
HBP					MBP					LBP				
Mod.	S [mm]	D [mm]	Net. Weight [Kg]		Mod.	S [mm]	D [mm]	Net. Weight [Kg]		Mod.	S [mm]	D [mm]	Net. Weight [Kg]	
			Cond.Unit	Evap.				Cond.Unit	Evap.				Cond.Unit	Evap.
SPH016	12	6	54.5	11.5	SPM016	12	6	58.5	11.5	SPL009	12	6	70.6	11.4

Drawing 18



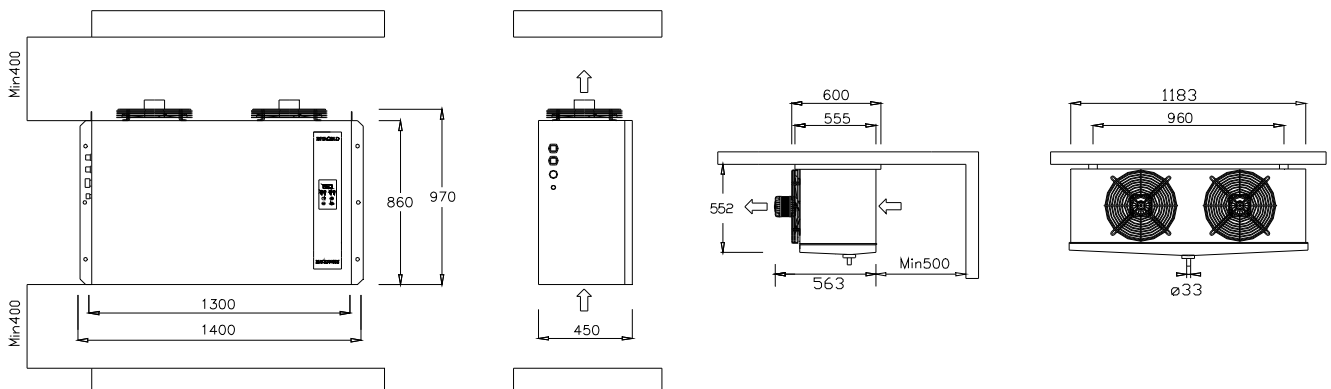
HBP					MBP					LBP				
Mod.	S [mm]	D [mm]	Net. Weight [Kg]		Mod.	S [mm]	D [mm]	Net. Weight [Kg]		Mod.	S [mm]	D [mm]	Net. Weight [Kg]	
			Cond.Unit	Evap.				Cond.Unit	Evap.				Cond.Unit	Evap.
SPH022	16	10	91.3	17.7	SPM022	16	10	89	19	SPL016	16	10	76	19

Drawing 19



HBP					MBP					LBP				
Mod.	S [mm]	D [mm]	Net. Weight [Kg]		Mod.	S [mm]	D [mm]	Net. Weight [Kg]		Mod.	S [mm]	D [mm]	Net. Weight [Kg]	
			Cond.Unit	Evap.				Cond.Unit	Evap.				Cond.Unit	Evap.
SPH034	16	10	97.8	25.2	SPM034	16	10	94	27	SPL024	16	10	126	27
SPH054	16	10	131.8	28.2	SPM054	18	10	95	30	SPL034	18	10	128	30

Drawing 12

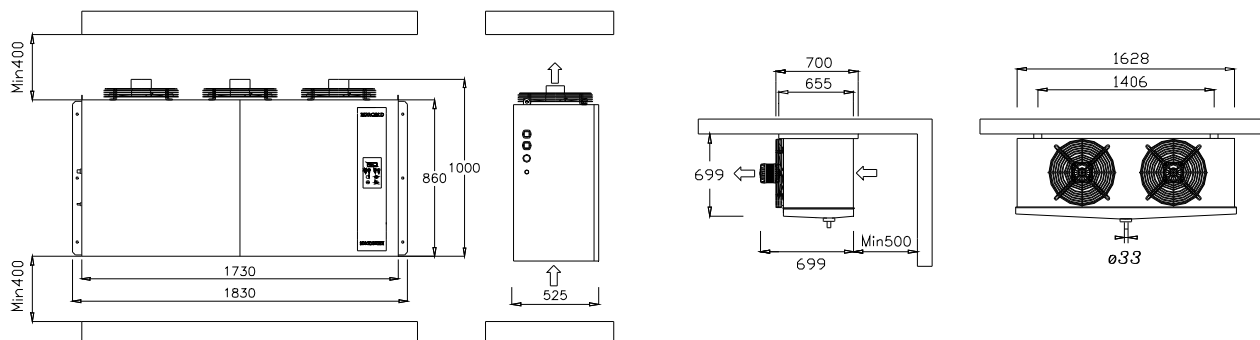


MBP					LBP				
Mod.	S [mm]	D [mm]	Net. Weight [Kg]		Mod.	S [mm]	D [mm]	Net. Weight [Kg]	
			Cond.Unit	Evap.				Cond.Unit	Evap.
SPM068*	22	12	117.4	46.6	SPL060*	28	12	144.4	46.6

SPM080*__	22	12	130.7	51.3	SPL080*__	28	12	145.7	51.3
-----------	----	----	-------	------	-----------	----	----	-------	------

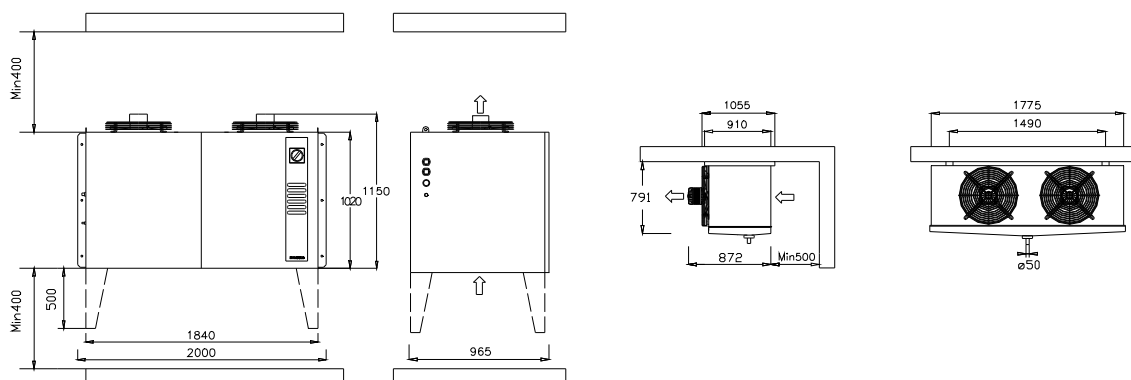
**Modello non disponibile con attacchi rapidi e carica di refrigerante**  
Model not available with fast connections and gas charge

Drawing 21



MBP					LBP				
Mod.	S [mm]	D [mm]	Net. Weight [Kg]		Mod.	S [mm]	D [mm]	Net. Weight [Kg]	
			Cond.Unit	Evap.				Cond.Unit	Evap.
SPM110*__	28	12	211.6	68.4	SPL130*__	28	16	254.6	68.4
SPM140*__	28	12	218.3	78.7	SPL180*__	35	16	262.3	78.7
SPM200*__	35	16	241	89	SPL200*__	35	16	292	89
					SPL260*__	35	16	295	89

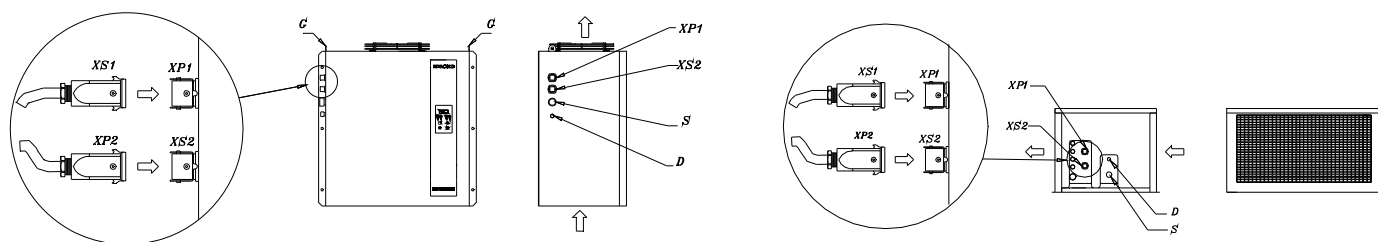
Drawing 22



MBP					LBP				
Mod.	S [mm]	D [mm]	Net. Weight [Kg]		Mod.	S [mm]	D [mm]	Net. Weight [Kg]	
			Cond.Unit	Evap.				Cond.Unit	Evap.
SPM300*__	35	16	455.1	124.9	SPL350*__	42	22	525.1	124.9
SPM370*__	35	16	475.9	134.1	SPL450*__	42	22	545.9	134.1

\* **Modello non disponibile con attacchi rapidi e carica di refrigerante**  
Model not available with fast connections and gas charge

## Drawing 23



### Legenda / Key / Légende / Leyenda / Legende

S = Tubo di aspirazione/Suction pipe/Tube d'aspiration/Tubo de aspiración/ Saugrohr

D = Tubo di mandata/Discharge pipe/Tube de refoulement/Tubo de envío/ Druckrohr

XS1 = Presa connettore sonda/Probe connector socket/ Prise connecteur sondes /Enchufe conector sondas/Steckdose Sonde

XP1 = Spina connettore sonda/Probe connector plug/ Fiche connecteur sondes /Enchufe conector sondas/ Stecker Sonde

XS2 = Presa connettore ventole e resistenze/Fans and heaters connector socket/Prise connecteur ventilateur et résistances/Enchufe conector ventiladores y resistencias/ Steckdose Ventilatoren und Heizwiderstände

XP2 = Spina connettore ventole e resistenze/Fan and heater connector plug/Fiche connecteur ventilateur et résistances/ Enchufe conector ventiladores e resistencias/ Stecker Ventilatoren und Heizwiderstände

G = Ganci di sollevamento/Lifting hooks/Crochets de levage/Ganchos de levantamiento/Transporthaken



**Tubazioni precaricate /Pre-charged pipe connections**  
**Tuyaux préchargés / Tubos de conexión pre-cargados**  
**Vorgefüllte Kältemittleitungen**

RANGE TENP.	BLOCKSYSTEM	BLOCKSYSTEM	Liquid line	Suction	Pipe connections m 2	Pipe connections m 5	Pipe connections m 10
HBP	STH003E001	SPH003E001	6	10	KIT2610/E	KIT5610/E	KIT10610/E
	STH006E001	SPH006E001	6	10	KIT2610/E	KIT5610/E	KIT10610/E
	STH009E001	SPH009E001	6	12	KIT2612/E	KIT5612/E	KIT10612/E
	STH003Y001	SPH003Y001	6	10	KIT2610/Y	KIT5610/Y	KIT10610/Y
	STH006Y001	SPH006Y001	6	10	KIT2610/Y	KIT5610/Y	KIT10610/Y
	STH009Y001	SPH009Y001	6	12	KIT2612/Y	KIT5612/Y	KIT10612/Y
	STH003Z001	SPH003Z001	6	10	KIT2610/Z	KIT5610/Z	KIT10610/Z
	STH006Z001	SPH006Z001	6	10	KIT2610/Z	KIT5610/Z	KIT10610/Z
	STH009Z001	SPH009Z001	6	12	KIT2612/Z	KIT5612/Z	KIT10612/Z
MBP	STM003E001	SPM003E001	6	10	KIT2610/E	KIT5610/E	KIT10610/E
	STM006E001	SPM006E001	6	10	KIT2610/E	KIT5610/E	KIT10610/E
	STM009E001	SPM009E001	6	12	KIT2612/E	KIT5612/E	KIT10612/E
	STM003Y001	SPM003Y001	6	10	KIT2610/Y	KIT5610/Y	KIT10610/Y
	STM006Y001	SPM006Y001	6	10	KIT2610/Y	KIT5610/Y	KIT10610/Y
	STM009Y001	SPM009Y001	6	12	KIT2612/Y	KIT5612/Y	KIT10612/Y
	STM003Z001	SPM003Z001	6	10	KIT2610/Z	KIT5610/Z	KIT10610/Z
	STM006Z001	SPM006Z001	6	10	KIT2610/Z	KIT5610/Z	KIT10610/Z
	STM009Z001	SPM009Z001	6	12	KIT2612/Z	KIT5612/Z	KIT10612/Z
LBP	STL003Z011	SPL003Z011	6	10	KIT2610/Z	KIT5610/Z	KIT10610/Z
	STL006Z011	SPL006Z011	6	12	KIT2612/Z	KIT5612/Z	KIT10612/Z

HBP	STH016E001	SPH016E001	6	12	KIT2612/E	KIT5612/E	KIT10612/E
	STH022E012	SPH022E012	10	16	KIT21016/E	KIT51016/E	KIT101016/E
	STH016Y001	SPH016Y001	6	12	KIT2612/Y	KIT5612/Y	KIT10612/Y
	STH022Y012	SPH022Y012	10	16	KIT21016/Y	KIT51016/Y	KIT101016/Y
	STH016Z001	SPH016Z001	6	12	KIT2612/Z	KIT5612/Z	KIT10612/Z
	STH022Z012	SPH022Z012	10	16	KIT21016/Z	KIT51016/Z	KIT101016/Z
MBP	STM016E001	SPM016E001	6	12	KIT2612/E	KIT5612/E	KIT10612/E
	STM022E012	SPM022E012	10	16	KIT21016/E	KIT51016/E	KIT101016/E
	STM016Y001	SPM016Y001	6	12	KIT2612/Y	KIT5612/Y	KIT10612/Y
	STM022Y012	SPM022Y012	10	16	KIT21016/Y	KIT51016/Y	KIT101016/Y
	STM016Z001	SPM016Z001	6	12	KIT2612/Z	KIT5612/Z	KIT10612/Z
	STM022Z012	SPM022Z012	10	16	KIT21016/Z	KIT51016/Z	KIT101016/Z
LBP	STL009Z011	SPL009Z011	6	12	KIT2612/Z	KIT5612/Z	KIT10612/Z
	STL016Z012	SPL016Z012	10	16	KIT21016/Z	KIT51016/Z	KIT101016/Z

HBP	STH034E012	SPH034E012	10	16	KIT21016/E	KIT51016/E	KIT101016/E
	STH054E012	SPH054E012	10	16	KIT21016/E	KIT51016/E	KIT101016/E
	STH034Y012	SPH034Y012	10	16	KIT21016/Y	KIT51016/Y	KIT101016/Y
	STH054Y012	SPH054Y012	10	16	KIT21016/Y	KIT51016/Y	KIT101016/Y
	STH034Z012	SPH034Z012	10	16	KIT21016/Z	KIT51016/Z	KIT101016/Z
	STH054Z012	SPH054Z012	10	16	KIT21016/Z	KIT51016/Z	KIT101016/Z
MBP	STM034E012	SPM034E012	10	16	KIT21016/E	KIT51016/E	KIT101016/E
	STM054E012	SPM054E012	10	18	KIT21018/E	KIT51018/E	KIT101018/E
	STM034Y012	SPM034Y012	10	16	KIT21016/Y	KIT51016/Y	KIT101016/Y
	STM054Y012	SPM054Y012	10	18	KIT21018/Y	KIT51018/Y	KIT101018/Y
	STM034Z012	SPM034Z012	10	16	KIT21016/Z	KIT51016/Z	KIT101016/Z
	STM054Z012	SPM054Z012	10	18	KIT21018/Z	KIT51018/Z	KIT101018/Z
LBP	STL024Z012	SPL024Z012	10	16	KIT21016/Z	KIT51016/Z	KIT101016/Z
	STL034Z012	SPL034Z012	10	18	KIT21018/Z	KIT51018/Z	KIT101018/Z