

06/2022

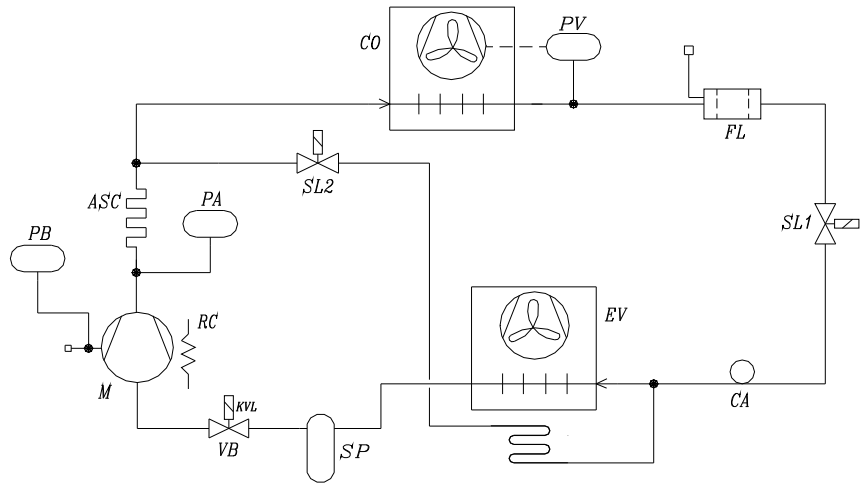
# **Mod: SP200T-4M**

**Production code: SFM034G002-DI**

**Schema frigorifero standard  
Standard Refrigerator Diagram  
Schéma de réfrigération standard  
Esquema frigorífero estándar  
Kältekreislauf**

**Legenda/Key/Légende/Legenda/Legende**

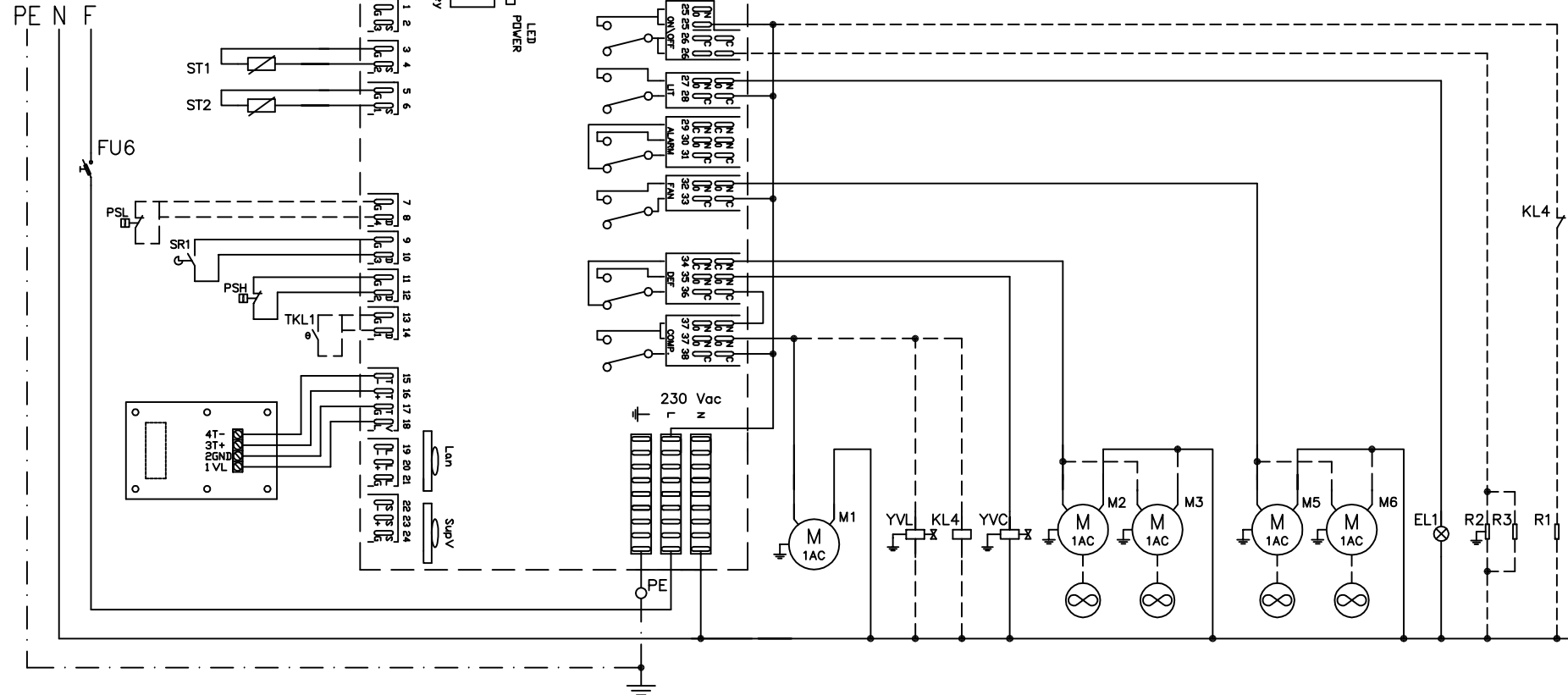
- CO= Condensatore/Condenser  
Condenseur/Condensador  
Verflüssiger
- M= Compressore/Compressor  
Compresseur/Compresor  
Verdichter
- PA= Pressostato di alta/HP pressure switch  
Pressostat haute pression/Presostato de alta  
Hochdruckschalter
- PB= Pressostato di bassa/LP pressure switch  
Pressostat basse pression/Presostato de baja  
Niederdruckschalter
- FL= Filtro deidratatore/Dehydrator filter  
Filtre déshydratateur/Filtro deshidratador  
Trockner
- SL1= Valvola solenoide liquido/Liquid solenoid valve  
Soupape solénoïde liquide/Válvula solenoide líquic  
Magnetventil Flüssigkeit
- SL2= Valvola solenoide gas caldo/Hot gas solenoid valve  
Soupape solénoïde gaz chaud/Válvula solenoide gc  
Magnetventil Heißgas
- CA= Capillare/CapillaryTube capillare/ Capilar/Kapillarrohr
- EV= Evaporatore/Evaporator  
Évaporateur/Evaporador  
Verdampfer
- VB= Valvola barostatica/Barostatic valve  
Régulateur barométrique/Válvula barostatica  
Druckventil
- SP= Separatore di liquido/ Liquid separator  
Séparateur de liquide/ Separador de líquido  
Flüssigkeitabscheider
- RC= Resistenza carter /Crankcase heater  
Résistance carte /Resistencia cárter  
Ölsumpfheizung
- ASC= Asciugacondensa/Condensate dryer  
Sèche condensation/Serpentin évaporación condensado  
Kondenswasser trockner
- PV= Pressostato parzializzazione ventole condensatore  
Pressure switch for condenser fan control  
Pressostat découpage ventilateur condenseur  
Presostato parcialización ventilador condensador  
Druckwächter Trennung Ventilator Verflüssiger



	SL1	SL2	VB	RC	PV	PB
HBP	--	--	--	OPTIONAL	OPTIONAL	OPTIONAL
MBP	--	•	--	OPTIONAL	OPTIONAL	OPTIONAL
LBP	•	•	•	OPTIONAL	OPTIONAL	OPTIONAL

- = di serie      -- = non previsto
- = fitted as standard      -- = not supplied
- = de série      -- = non prévu
- = de serie      -- = no previsto
- = serienmäßig      -- = nicht vorgesehen

1N 230V~50Hz+PE



LEGENDA:

KM1=TELERUTTORE COMPRESSORE  
 KM2=TELERUTTORE RESISTENZE DI SBRINAMENTO  
 FR1=RELE' TERMICO COMPRESSORE  
 F1=KRIWAN  
 RIVB000001=CONTROLLO ELETTRONICO  
 M1=COMPRESSORE  
 M2-M3-M4=VENTOLE CONDENSATORE  
 M5-M6-M7=VENTOLE EVAPORATORE  
 R1=RESISTENZA CARTER  
 R2=RESISTENZA PORTA  
 R3=RESISTENZA SCARICO  
 R4-5-6=RESISTENZE DI SBRINAMENTO  
 YVL=ELETTROVALVOLA LIQUIDO  
 YVC=ELETTROVALVOLA SBRINAMENTO  
 PSH=PRESSOSTATO DI MASSIMA  
 PSL=PRESSOSTATO DI MINIMA  
 BPV=REGOLATORE DI VELOCITA' VENT. COND.  
 PPH1-2-3=PRESSOSTATI VENTOLE CONDENSATORE  
 POM=PRESSOSTATO DIFFERENZIALE OLIO

SR1=MICRO PORTA  
 ST1=SONDA SBRINAMENTO  
 ST2=SONDA TEMPERATURA  
 TKL1=CLICSON COMPRESSORE  
 EL1=LUCHE CELLA  
 XS1=PRESA CONNETTORE SONDE  
 XP1=SPINA CONNETTORE SONDE  
 XS2=PRESA CONN. VENT. EVAP. E RES. DI SBRIN.  
 XP2=SPINA CONN. VENT. EVAP. E RES. DI SBRIN.  
 XB1=MORSETTIERA SONDE  
 XB2=MORSETTIERA VENT. EVAP. E RES. DI SBRIN.  
 XB3=MORSETTIERA SONDE SULL'EVAPORATORE  
 XB4=MORS. VENT. EVAP. E RES. DI SBRIN. SULL'EVAP.  
 HL1=SPIA RETE  
 FV1=MONITOR DI TENSIONE  
 FU1=FUSIBILI COMPRESSORE E RESISTENZE  
 FU6=FUSIBILE CIRCUITO DI COMANDO  
 KL4=RELE' RESISTENZA CARTER

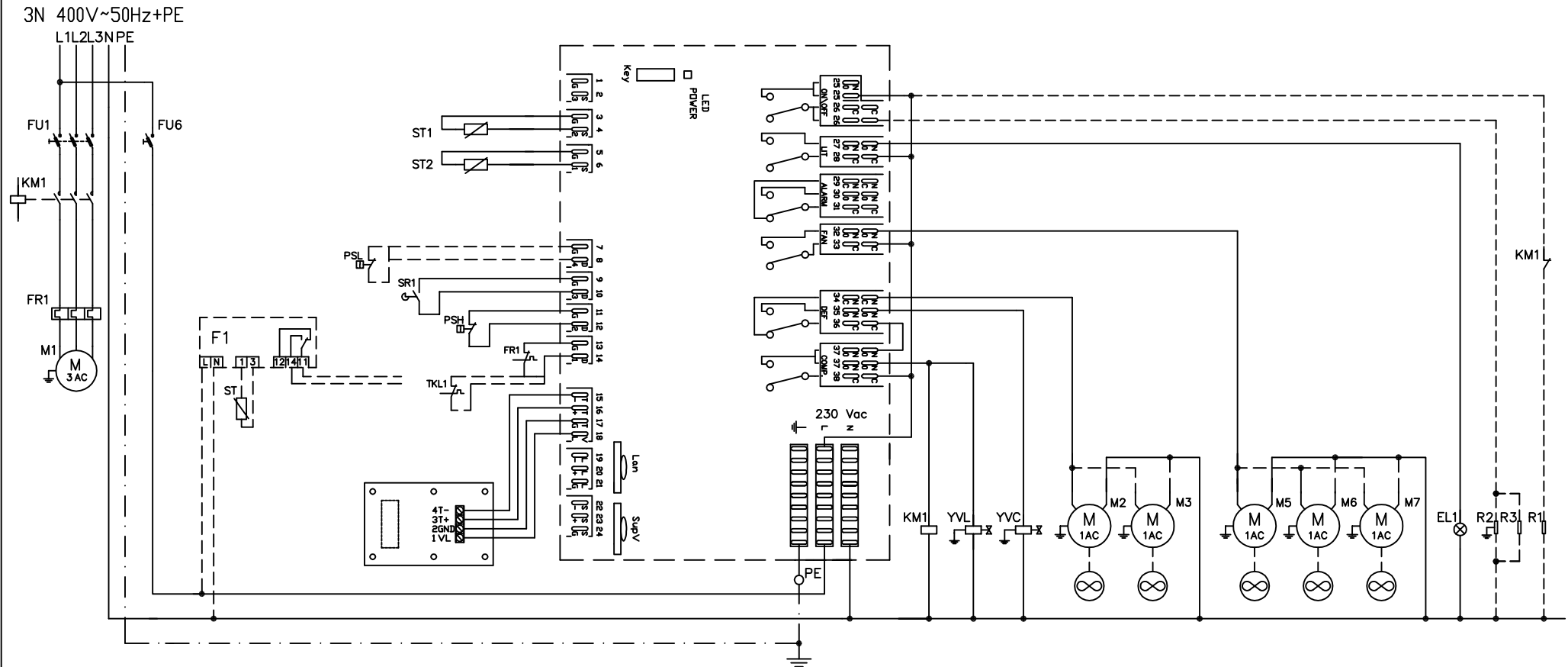
LEGEND:

KM1=COMPRESSOR SWITCH  
 KM2=DEFROST HEATERS SWITCH  
 FR1=COMPRESSOR THERMAL RELAY  
 F1=KRIWAN  
 ELECTRONIC CONTROL  
 M1=COMPRESSOR  
 M2-M3-M4=CONDENSER FANS  
 M5-M6-M7=EVAPORATOR FANS  
 R1=CRANKCASE HEATER  
 R2=DOOR HEATER  
 R3=DISCHARGE HEATER  
 R4-5-6=DEFROST HEATERS  
 YVL=LIQUID ELECTROVALVE  
 YVC=DEFROST ELECTROVALVE  
 FV1=MONITOR DI TENSIONE  
 FU1=COMPRESSOR AND HEATERS FUSES  
 FU6=CONTROL CIRCUIT FUSE  
 KL4=CRANKCASE HEATER RELAY

SR1=MICRO SWITCH  
 ST1=DEFROST PROBE  
 ST2=TEMPERATURE PROBE  
 TKL1=COMPRESSOR CLICSON  
 EL1=COLD ROOM LIGHT  
 XS1=PROBES CONNECTOR OUTLET  
 XP1=PROBES CONNECTOR PLUG  
 XS2=CONN. OUTLET FOR EVAP. FANS AND DEFROST HEATERS  
 XP2=CONN. PLUG FOR EVAP. FANS AND DEFROST HEATERS  
 XB1=TERMINAL BOARD FOR PROBES  
 XB2=TERMINAL BOARD FOR EVAP. FANS AND DEFROST HEATERS  
 XB3=TERMINAL BOARD FOR PROBES IN THE EVAP.  
 XB4=TERM. BOARD EVAP. FANS AND DEFROST HEATERS IN THE EVAP.  
 HL1=MAINS PILOT LIGHT  
 FV1=VOLTAGE MONITOR  
 FU1=COMPRESSOR AND HEATERS FUSES  
 FU6=CONTROL CIRCUIT FUSE  
 KL4=CRANKCASE HEATER RELAY

COMPRESSORE/ COMPRESSOR	MRA	FUSIBILE/ FUSE FU6
CAE9460Z-F	4.14A	10A αM
CAE4450Z-F	4.2A	10A αM
NT2178GK-A-CSR	4.64A	10A αM
CAE9470Z-F	5.6A	10A αM
CAJ2432Z-F	6.26A	10A αM
CAJ2446Z-F	7.47A	10A αM
CAJ9510Z-F	8A	10A αM
NT6222GK-A-CSR	8.35A	10A αM
CAJ2464Z-F	9.7A	16A αM
NJ2212GK-A-CSR	9.7A	16A αM
CAJ9513Z-F	10.1A	16A αM

EPTX1B02000  
 REV.01

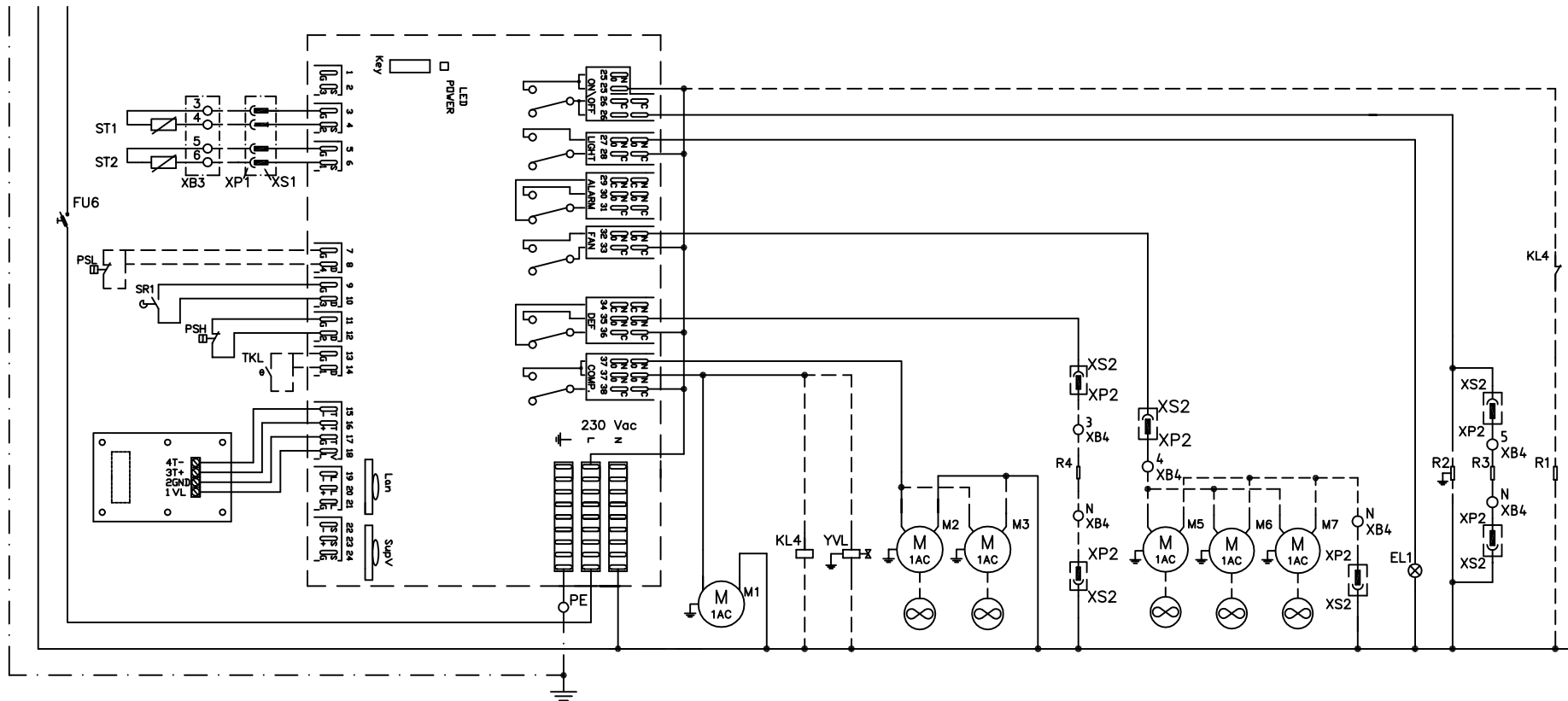


N.B. IL CLICSON E' PRESENTE SOLO NEI MODELLI TAJ  
 N.B. CLICSON IS PRESENT ONLY IN TAJ COMPRESSOR MODELS

LEGENDA:		LEGEND:	
KM1=TELERUTTORE COMPRESSORE KM2=TELERUTTORE RESISTENZE DI SBRINAMENTO FR1=RELE' TERMICO COMPRESSORE F1=KRIWAN RNVB000001=CONTROLLO ELETTRONICO M1=COMPRESSORE M2-M3-M4=VENTOLE CONDENSATORE M5-M6-M7=VENTOLE EVAPORATORE R1=RESISTENZA CARTER R2=RESISTENZA PORTA R3=RESISTENZA SCARICO R4-5-6=RESISTENZE DI SBRINAMENTO YVL=ELETTROVALVOLA LIQUIDO YVC=ELETTROVALVOLA SBRINAMENTO PSH=PRESSOSTATO DI MASSIMA PSL=PRESSOSTATO DI MINIMA BPV=REGOLATORE DI VELOCITA' VENT. COND. PPH1-2-3=PRESSOSTATI VENTOLE CONDENSATORE POM=PRESSOSTATO DIFFERENZIALE OLIO	SR1=MICRO PORTA ST1=SONDA SBRINAMENTO ST2=SONDA TEMPERATURA TKL1=CLICSON COMPRESSORE EL1=LUCE CELLA XS1=PRESA CONNETTORE SONDE XP1=SPINA CONNETTORE SONDE XS2=PRESA CONN. VENT. EVAP. E RES. DI SBRIN. XP2=SPINA CONN. VENT. EVAP. E RES. DI SBRIN. XB1=MORSETTIERA SONDE XB2=MORSETTIERA VENT. EVAP. E RES. DI SBRIN. XB3=MORSETTIERA SONDE SULL'EVAPORATORE XB4=MORS. VENT. EVAP. E RES. DI SBRIN. SULL'EVAP. HL1=SPIA RETE FV1=MONITOR DI TENSIONE FU1=FUSIBILI COMPRESSORE E RESISTENZE FU6=FUSIBILE CIRCUITO DI COMANDO	KM1=COMPRESSOR SWITCH KM2=DEFROST HEATERS SWITCH FR1=COMPRESSOR THERMAL RELAY F1=KRIWAN ELECTRONIC CONTROL M1=COMPRESSOR M2-M3-M4=CONDENSER FANS M5-M6-M7=EVAPORATOR FANS R1=CRANKCASE HEATER R2=DOOR HEATER R3=DISCHARGE HEATER R4-5-6=DEFROST HEATERS YVL=LIQUID ELECTROVALVE YVC=DEFROST ELECTROVALVE PSH=HIGH PRESSURE SWITCH PSL=LOW PRESSURE SWITCH BPV=CONDENSER FANS SPEED VARIATOR PPH1-2-3=CONDENSER FANS PRESSURE SWITCHES POM=OIL DIFFERENTIAL PRESSURE SWITCH	SR1=MICRO SWITCH ST1=DEFROST PROBE ST2=TEMPERATURE PROBE TKL1=COMPRESSOR CLICSON EL1=COLD ROOM LIGHT XS1=PROBES CONNECTOR OUTLET XP1=PROBES CONNECTOR PLUG XS2=CONN. OUTLET FOR EVAP. FANS AND DEFROST HEATERS XP2=CONN. PLUG FOR EVAP. FANS AND DEFROST HEATERS XB1=TERMINAL BOARD FOR PROBES XB2=TERMINAL BOARD FOR EVAP. FANS AND DEFROST HEATERS XB3=TERMINAL BOARD FOR PROBES IN THE EVAP. XB4=TERM. BOARD EVAP. FANS AND DEFROST HEATERS IN THE EVAP. HL1=MAINS PILOT LIGHT FV1=VOLTAGE MONITOR FU1=COMPRESSOR AND HEATERS FUSES FU6=CONTROL CIRCUIT FUSE

EPTX2B06000  
 REV.02

1N 230V~50-60Hz+PE  
PE N F



LEGENDA:

KM1=TELERUTTORE COMPRESSORE  
KM2=TELERUTTORE RESISTENZE DI SBRINAMENTO  
FR1=RELE' TERMICO COMPRESSORE  
F1=KRIWAN  
RVNB000001=CONTROLLO ELETTRONICO  
M1=COMPRESSORE  
M2-M3-M4=VENTOLE CONDENSATORE  
M5-M6-M7=VENTOLE EVAPORATORE  
R1=RESISTENZA CARTER  
R2=RESISTENZA PORTA  
R3=RESISTENZA SCARICO  
R4-5-6=RESISTENZE DI SBRINAMENTO  
YVL=ELETTROVALVOLA LIQUIDO  
YVC=ELETTROVALVOLA SBRINAMENTO  
PSH=PRESSOSTATO DI MASSIMA  
PSL=PRESSOSTATO DI MINIMA  
BPV=REGOLATORE DI VELOCITA' VENT. COND.  
PPH1-2-3=PRESSOSTATI VENTOLE CONDENSATORE  
POM=PRESSOSTATO DIFFERENZIALE OLIO

SR1=MICRO PORTA  
ST1=SONDA SBRINAMENTO  
ST2=SONDA TEMPERATURA  
TKL1=CLICSON COMPRESSORE  
EL1=LUCHE CELLA  
XS1=PRESA CONNETTORE SONDE  
XP1=SPINA CONNETTORE SONDE  
XS2=PRESA CONN. VENT. EVAP. E RES. DI SBRIN.  
XP2=SPINA CONN. VENT. EVAP. E RES. DI SBRIN.  
XB1=MORSETTIERA SONDE  
XB2=MORSETTIERA VENT. EVAP. E RES. DI SBRIN.  
XB3=MORSETTIERA SONDE SULL'EVAPORATORE  
XB4=MORS. VENT. EVAP. E RES. DI SBRIN. SULL'EVAP.  
HL1=SPIA RETE  
FV1=MONITOR DI TENSIONE  
FU1=FUSIBILI COMPRESSORE E RESISTENZE  
FU6=FUSIBILE CIRCUITO DI COMANDO  
KL4=RELE' RESISTENZA CARTER

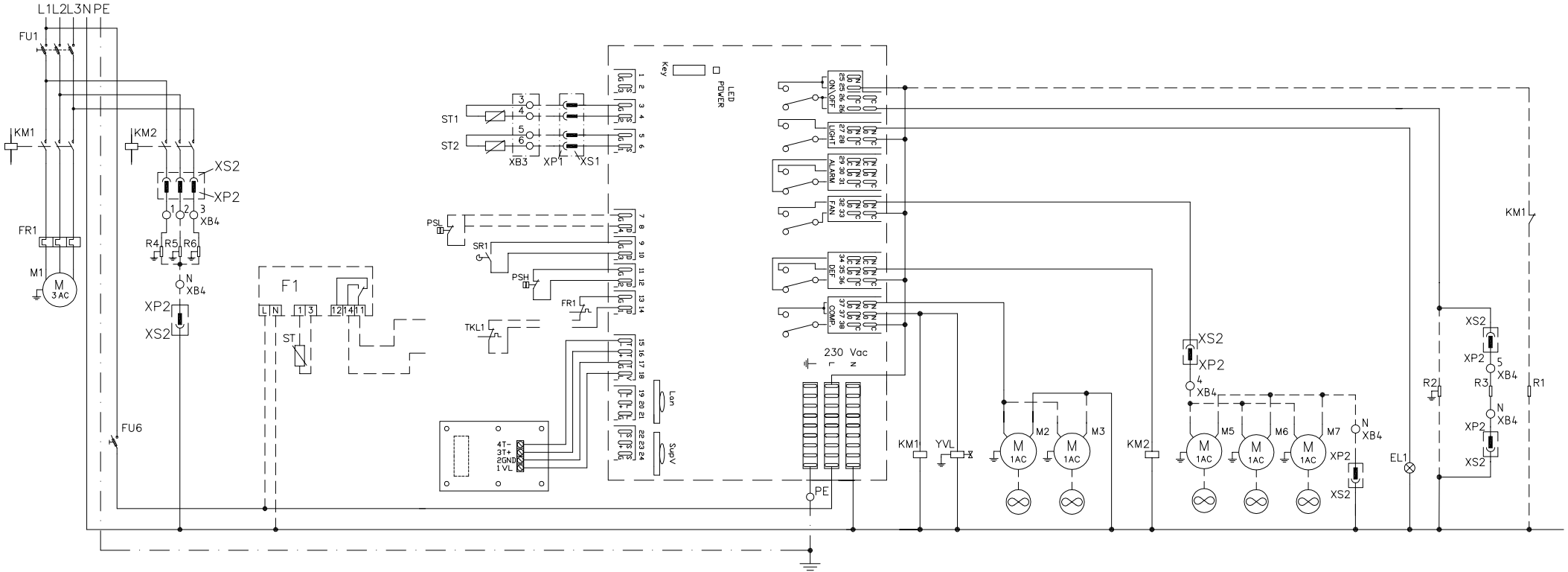
LEGEND:

KM1=COMPRESSOR SWITCH  
KM2=DEFROST HEATERS SWITCH  
FR1=COMPRESSOR THERMAL RELAY  
F1=KRIWAN  
ELECTRONIC CONTROL  
M1=COMPRESSOR  
M2-M3-M4=CONDENSER FANS  
M5-M6-M7=EVAPORATOR FANS  
R1=CRANKCASE HEATER  
R2=DOOR HEATER  
R3=DISCHARGE HEATER  
R4-5-6=DEFROST HEATERS  
YVL=LIQUID ELECTROVALVE  
YVC=DEFROST ELECTROVALVE  
PSH=HIGH PRESSURE SWITCH  
PSL=LOW PRESSURE SWITCH  
BPV=CONDENSER FANS SPEED VARIATOR  
PPH1-2-3=CONDENSER FANS PRESSURE SWITCHES  
POM=OIL DIFFERENTIAL PRESSURE SWITCH

SR1=MICRO SWITCH  
ST1=DEFROST PROBE  
ST2=TEMPERATURE PROBE  
TKL1=COMPRESSOR CLICSON  
EL1=COLD ROOM LIGHT  
XS1=PROBES CONNECTOR OUTLET  
XP1=PROBES CONNECTOR PLUG  
XS2=CONN. OUTLET FOR EVAP. FANS AND DEFROST HEATERS  
XP2=CONN. PLUG FOR EVAP. FANS AND DEFROST HEATERS  
XB1=TERMINAL BOARD FOR PROBES  
XB2=TERMINAL BOARD FOR EVAP. FANS AND DEFROST HEATERS  
XB3=TERMINAL BOARD FOR PROBES IN THE EVAP.  
XB4=TERM. BOARD EVAP. FANS AND DEFROST HEATERS IN THE EVAP.  
HL1=MAINS PILOT LIGHT  
FV1=VOLTAGE MONITOR  
FU1=COMPRESSOR AND HEATERS FUSES  
FU6=CONTROL CIRCUIT FUSE  
KL4=CRANKCASE HEATER RELAY

ESPX1B02000  
REV.00

3N 400V~50Hz+PE



N.B. IL CLICSON E' PRESENTE SOLO NEI MODELLI TAJ  
 N.B. CLICSON IS PRESENT ONLY IN TAJ COMPRESSOR MODELS

LEGENDA:

KM1=TELERUTTORE COMPRESSORE  
 KM2=TELERUTTORE RESISTENZE DI SBRINAMENTO  
 FR1=RELE' TERMICO COMPRESSORE  
 F1=KRIWAN  
 RIVB000001=CONTROLLO ELETTRONICO  
 M1=COMPRESSORE  
 M2-M3-M4=VENTOLE CONDENSATORE  
 M5-M6-M7=VENTOLE EVAPORATORE  
 R1=RESISTENZA CARTER  
 R2=RESISTENZA PORTA  
 R3=RESISTENZA SCARICO  
 R4-5-6=RESISTENZE DI SBRINAMENTO  
 YVL=ELETTROVALVOLA LIQUIDO  
 YVC=ELETTROVALVOLA SBRINAMENTO  
 PSH=PRESSOSTATO DI MASSIMA  
 PSL=PRESSOSTATO DI MINIMA  
 BPV=REGOLATORE DI VELOCITA' VENT. COND.  
 PPH1-2-3=PRESSOSTATI VENTOLE CONDENSATORE  
 POM=PRESSOSTATO DIFFERENZIALE OLIO

LEGEND:

KM1=COMPRESSOR SWITCH  
 KM2=DEFROST HEATERS SWITCH  
 FR1=COMPRESSOR THERMAL RELAY  
 F1=KRIWAN  
 ELECTRONIC CONTROL  
 M1=COMPRESSOR  
 M2-M3-M4=CONDENSER FANS  
 M5-M6-M7=EVAPORATOR FANS  
 R1=CRANKCASE HEATER  
 R2=DOOR HEATER  
 R3=DISCHARGE HEATER  
 R4-5-6=DEFROST HEATERS  
 YVL=LIQUID ELECTROVALVE  
 YVC=DEFROST ELECTROVALVE  
 PSH=HIGH PRESSURE SWITCH  
 PSL=LOW PRESSURE SWITCH  
 BPV=CONDENSER FANS SPEED VARIATOR  
 PPH1-2-3=CONDENSER FANS PRESSURE SWITCHES  
 POM=OIL DIFFERENTIAL PRESSURE SWITCH

SR1=MICRO SWITCH  
 ST1=DEFROST PROBE  
 ST2=TEMPERATURE PROBE  
 TKL1=COMPRESSOR CLICSON  
 EL1=COLD ROOM LIGHT  
 XS1=PROBES CONNECTOR OUTLET  
 XP1=PROBES CONNECTOR PLUG  
 XS2=CONN. OUTLET FOR EVAP. FANS AND DEFROST HEATERS  
 XP2=CONN. PLUG FOR EVAP. FANS AND DEFROST HEATERS  
 XB1=TERMINAL BOARD FOR PROBES  
 XB2=TERMINAL BOARD FOR EVAP. FANS AND DEFROST HEATERS  
 XB3=TERMINAL BOARD FOR PROBES IN THE EVAP.  
 XB4=TERM. BOARD EVAP. FANS AND DEFROST HEATERS IN THE EVAP.  
 HL1=MAINS PILOT LIGHT  
 FV1=VOLTAGE MONITOR  
 FU1=COMPRESSOR AND HEATERS FUSES  
 FU6=CONTROL CIRCUIT FUSE  
 KL4=CRANKCASE HEATER RELAY

ESPX2B06000  
 REV.02